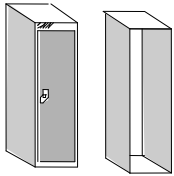


SPECIFICATION SHEET: S009

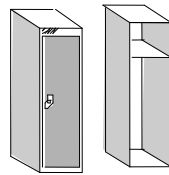
SYSTEM 1500 GOLF RANGE LOCKERS

Golf Club

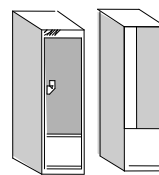


Nest of 1

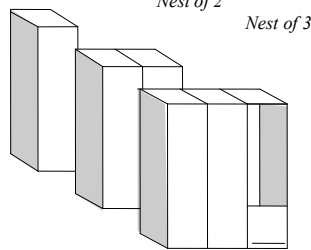
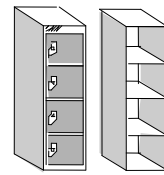
Golf Professional



Golf Classic



Golf Foursome



Models Available:

	Height	Width	Depth	Nesting
Golf Club	1275 mm	380 mm	450 mm	1 2 3
Golf Professional	1275 mm	380 mm	450 mm	1 2 3
Golf Classic	1275 mm	380 mm	450 mm	1 2 3
Golf Foursome	1275 mm	380 mm	450 mm	1 2 3

Strength and Security with Style

Sturdy Construction	Door frame constructed from heavy gauge mild steel of press formed channel section.
Door Strength	Full length door stiffeners for extra door rigidity and 'five knuckle' semi-concealed hinges.
Style	Attractive and functional locker design.
Colour	Automated paint plant ensures consistent high quality finish in a wide range of modern colours.

Detailed Product Specification

Nesting:	Lockers can be supplied as single units or nested in groups during the manufacturing process. All lockers are holed in back and sides to enable them to be bolted together into rows or back to back to suit your requirements. Note: When preparing locker room layouts allow approximately 4 mm extra for each nest for rivet heads at the sides of lockers in each row.
Construction:	Spot welded and pop riveted.
Material & Finish:	Mild steel-stove enamelled (see Finish specification).
Door Frame Assembly:	Comprising two uprights manufactured from heavy gauge mild steel of press formed channel section; top and bottom cross members which are designed to create door stops. Spot welded construction produces a rigid frame enabling door clearances to be maintained in accordance with British Standard requirements. The top cross member is provided with a series of ventilation slots.
Doors:	Doors are attached to the right hand side of door frame upright with three 'five knuckle' semi-concealed hinges. Doors are fitted with a plastic escutcheon plate around the lock, which can also act as a name card/locker number holder. The inside of the door has a full length vertical 'stiffener' to provide greater rigidity. Two rubber buffers are fitted to the top and bottom corners of the door for quiet closure.
Bottom:	The bottom is formed as a 60 mm high plinth. All edges have return bends and the front and rear edges drilled for fitting to stands or stands with seat.
Locking:	Standard options are either 10 disc tumbler cam lock in mastered suite with two keys to each lock or, at no extra cost, a latch lock for the user's own padlock (recommended padlock shank dimensions 6 mm). Recommended padlocks are available. As an optional extra for added security we can supply full reach espagnolette bolts giving three point locking (ie, top, bottom and centre) with either of the standard locking options (please refer to Optional Extras on Page 2). We can also supply, as an optional extra, a door-mounted combination lock with master key over-ride facility and user codes which can be reset.
Ventilation:	Ventilation is provided by a series of unique ventilation slots in the top cross member.
Paint Finish:	Five stage automatic degreasing and phosphating process to remove surface contamination. This base gives improved adhesion and humidity resistance. The paint is applied by high-speed electrostatic rotating bells, which are computer controlled to ensure the correct thickness of paint is applied. The component parts are then powder coated at the correct temperature to ensure a hard paint finish is achieved.

Colour Range:	Standard locker frame stove enamelled colours is: "Ice". Standard door powder colours are: "Ice", "Rockpool", "Smoke", "Nimbus", "Forest", "Skye", "Kingfisher", "Royale", "Cherry".
Golf Club:	A coat hook is located each side at the top of the locker, under which is a plastic clothes hanger rail. This locker does not have an internal shelf.
Golf Professional:	The locker is fitted with a shelf 315 mm from the top of the unit underneath which is a coat hook either side of the main compartment, together with a plastic coated clothes hanger rail.
Golf Classic (Welled):	This unit is provided with a fore-shortened door, the height of which is 865 mm. A 20 mm cleaning slot is provided at the bottom of the locker. This unit is designed to be used in conjunction with an optional integral stand with seat, therefore it has a stronger stiffening base. For the Golf Classic the seat height is 341 mm. Underside of seat to floor is a nominal 337 mm. All legs fitted with adjustable feet.
Golf Foursome:	A four tier unit which can be used either on its own or in conjunction with the other lockers in the Golf range, comprising four separate compartments, each 227 mm high.
Stacked Units:	The Golf Classic and Golf Professional lockers are designed to enable them to be used as tiered units or for fitting on top of the Golf Classic (Welled) or Golf Foursome.
OPTIONAL EXTRAS:	The following can be supplied at an additional cost and, if included, will be specified in the quotation.
Three Point Locking:	The system provides effective and secure latching, allowing locking at three positions, and can be fitted to the Club, Professional or Classic locker.
Combination Lock:	The standard cam lock or latch lock can be replaced with a door-mounted combination lock with master key over-ride facility and user codes which can be reset.
Perforation:	Most parts of the locker can be perforated with the unique perforation profile (please refer to Information Sheet I008). Where Full Length Lockers have perforated doors it is strongly recommended that three point locking be fitted for added security.
Locker Numbering:	<ul style="list-style-type: none"> a) Number Label – Made of transparent vinyl, with a permanent, self-adhesive back. Numbers are printed in black and can comprise one to four digits. b) Number Plate – Made of laminated plastic, white numbers on black, numbers can comprise one to four digits. c) Number Discs – Laminated plastic 25 mm diameter, white numbers on black, numbers can comprise one to four digits. The disc is holed and a split key ring is provided.
Stands/Stand with Seats:	Lockers can be provided with either stands or stands with seats with or without adjustable feet. Please refer to Specification Sheet S015.
End Panels:	For aesthetic appearance and to protect row ends, specifically designed end panels are available.
Installation:	We offers a full installation service for its products.

After Sales Service: All of our products are supported by the Service Department who provide technical advice, maintenance schemes, prompt delivery of replacement keys/parts and product refurbishment.

- **Health & Safety:** Lockers must be firmly secured to wall or floor and fixed together in runs for safety purposes. If applicable, install in accordance with specific product instructions.
- All dimensions are nominal.
- To enable us to interpret your requirements accurately, please state at time of enquiry/order the choice of locker type, colour, locking and nesting arrangement and delivery requirement.
- The products described in this specification sheet herein are the subjects of patent, trademark, design and copyright protection or application thereof.
- In the interest of efficiency and service to our customers, the company reserves the right to modify the specifications of any of its products.