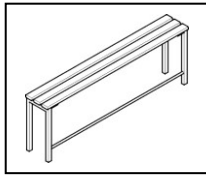

SPECIFICATION SHEET: S041

SEATING RANGE System 3200

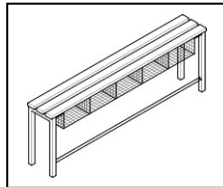
A multipurpose seating range for **wet areas**. Strong and durable, the System 3200 range has a variety of size, shoe tray and hook options and can be tailored to meet your needs.

SECTION 1 – GENERAL SPECIFICATION

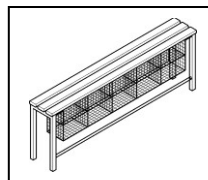
- Frame: 40mm square steel tubing.
Finish: Zinc Plated finished with Plascote PPA571 & Epoxy powder coated.
Colour: Frame available in Silver Grey, Sky Blue, Moss Green, Red & Black. Other colours available as optional extra.
- Seat slats and battens: Ash Hardwood, "Ultrawood" & Solid Grade Laminate
- Sizes: Bench units come in standard lengths of 1500mm
(Non standard sizes also available on request.)
- Hooks: Brightened Aluminium Medium Duty Hook
- Shoe tray options: Bench units come with three options:



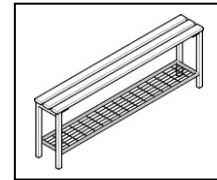
Footbar (standard)



Single tier basket



Double tier basket

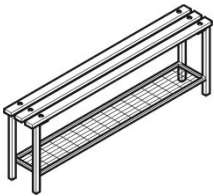


Shoe tray

SECTION 2 – MODELS AND SIZES

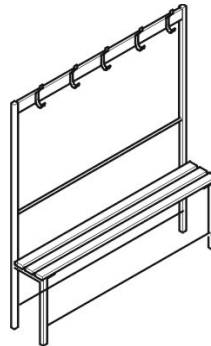
Model: 3202

- ❖ Single freestanding bench
- ❖ Shoe tray optional - see section 1
- ❖ Standard dimensions:
 - 1500mm long
 - 300mm deep
 - seat height 450 mm



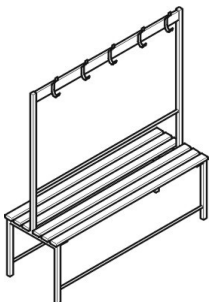
Model: 3204


- ❖ Single sided bench seat with coathook bar and hooks every 280mm
- ❖ Footbar
- ❖ Standard dimensions:
 - 1500mm long
 - 340mm deep
 - seat height 450mm
 - overall height 1700mm (frame)



Model 3206

- ❖ Double sided bench seat with coathook bar and hooks every 280mm.
- ❖ Footbar
- ❖ Standard dimensions:
 - 1500mm long
 - 600mm deep
 - seat height 450mm
 - overall height 1700mm. (frame)





Model: 3208

Wall mounted coat hook bar
with hooks every 250mm

- ❖ Standard dimensions:
 - 1500mm long



Model 3210

- ❖ Bench – Cantilever
- ❖ Standard dimensions
 - 1500mm long
 - 380mm deep
 - seat height 450mm

NB: Check wall type to ensure that
correct fixings are used



Model 3212

- ❖ Bench – wall to floor
- ❖ Standard dimensions
 - 1500mm long
 - 380mm deep
 - seat height 450mm

After Sales Service: All of our products are supported by the Service Department who provide technical advice, maintenance schemes, prompt delivery of replacement keys/parts and product refurbishment. Tel: 01284 727633

- Health & Safety: We recommend that all equipment is firmly secured to wall/floor for safety purposes. If applicable, install in accordance with specific product instructions.
- All dimensions are nominal.
- To enable us to interpret your requirements accurately, please state at time of enquiry/order the choice of colour and delivery requirement.
- The products described in this specification sheet herein are the subjects of patent, trademark, design and copyright protection or application thereof.
- In the interest of efficiency and service to our customers, the company reserves the right to modify the specifications of any of its products.